



# University of Mumbai

How to Generate ACADEMIC BANK  
OF CREDITS (ABC) Account on  
DigiLocker Portal

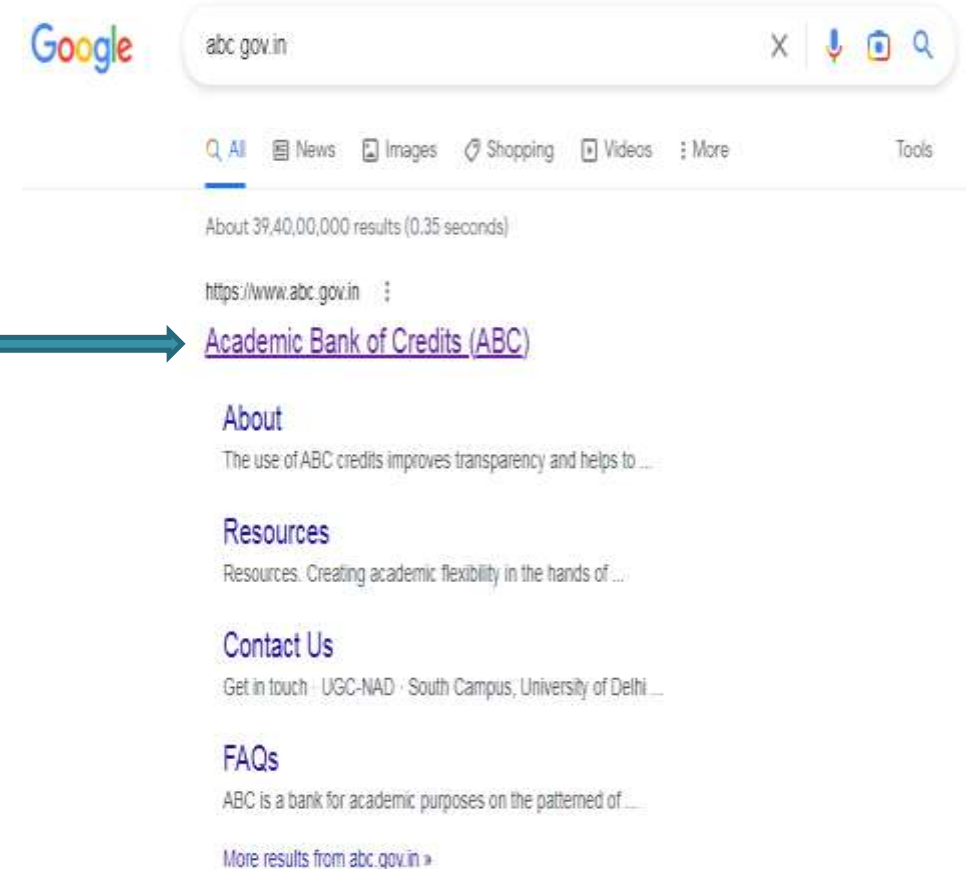
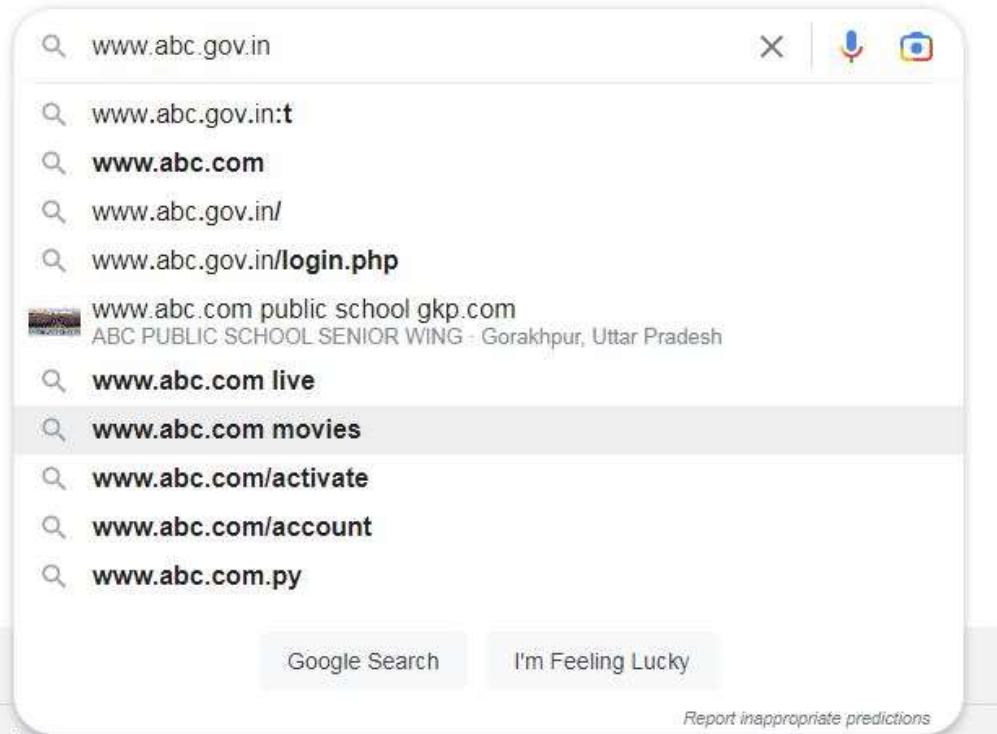
# ABC id दोन पद्धतीने Generate करावे.

- A. विद्यार्थ्यांने यापूर्वी DigiLocker या पोर्टलवर केलेल्या नोंदणीच्या सहाय्याने **Sign In** करावे.
- B. ज्या विद्यार्थ्यांनी DigiLocker ला नोंदणी केलेली नसेल अशा विद्यार्थ्यांनी **New User ? Sign up for For Meri Pehchan** यावर **Sign Up** करावे.

(यासाठी आधार कार्डला मोबाईल नंबर लिंक असणे आवश्यक आहे.)

# A. विद्यार्थ्याने यापूर्वी DigiLocker या पोर्टलवर केलेल्या नोंदणीच्या सहाय्याने Sign In करावे.

➤ विद्यार्थ्याने Google वर जाऊन [www.abc.gov.in](http://www.abc.gov.in) हि वेबसाईट सर्च करावी.



➤ वेबसाइटला गेल्यानंतर My Account वर Click करून Student या Tab वर Click करावे.



The screenshot shows the website for the Academic Bank of Credits (ABC) at <https://www.abc.gov.in>. The page features a blue header with the bank's logo and name, along with the Ministry of Education, Government of India, and the 75th Azadi Ka Amrit Mahotsav logo. The main content area has a dark blue background with the text "Academic Bank of Credits" and "Enabling students mobility across Higher Education Institutions". Below this, it states "Helps in seamless integration of skills and experiences into a Credit Based system". A central illustration shows a person interacting with a large smartphone displaying the ABC mobile app interface, which includes a piggy bank icon and the text "Academic Bank of Credit". A navigation menu in the top right corner is highlighted with a red box, showing "My Account" with a dropdown arrow, and a sub-menu with "Student" and "University" options. Below the main content, there is a section titled "How it works?" with three steps: "Credits get deposited", "Redeem Credits", and a central icon of a smartphone with a red notification bubble.



# आपण DigiLocker च्या सहाय्याने DigiLocker द्वारे तयार करण्यात आलेला

1. Username
2. Mobile No
3. Other (Aadhar No/ Pan No /Driving License no )  
या 3 Option पैकी एक Option निवडून Sign in करावे

Meri Pehchaan  
NATIONAL SINGLE SIGN-ON

Sign In to your account via **DigiLocker**

Username Mobile Others

Username\*

PIN\*

Forgot security PIN?

I consent to MeriPehchaan terms of use.

Sign In

New user? Sign up for Meri Pehchaan

OR

Continue with

e-Pramaan जनARichay

Meri Pehchaan  
NATIONAL SINGLE SIGN-ON

Sign In to your account via **DigiLocker**

Username Mobile Others

7887314401

\*\*\*\*\*

Forgot security PIN?

I consent to MeriPehchaan terms of use.

Sign In

New user? Sign up for Meri Pehchaan

OR

Continue with

e-Pramaan जनARichay

Meri Pehchaan  
NATIONAL SINGLE SIGN-ON

Sign In to your account via **DigiLocker**

Username Mobile Others

Select ID: v

Enter ID / Number\*

PIN\*

Forgot security PIN?

I consent to MeriPehchaan terms of use.

Sign In

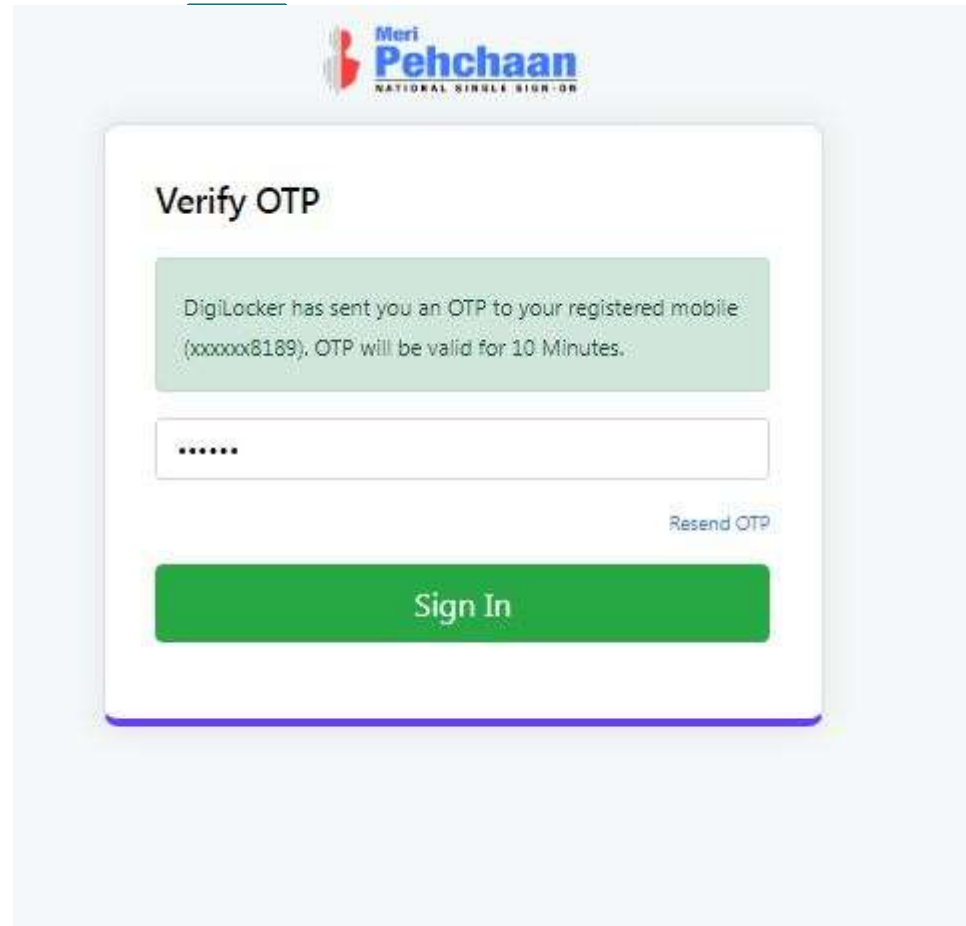
New user? Sign up for Meri Pehchaan

OR

Continue with

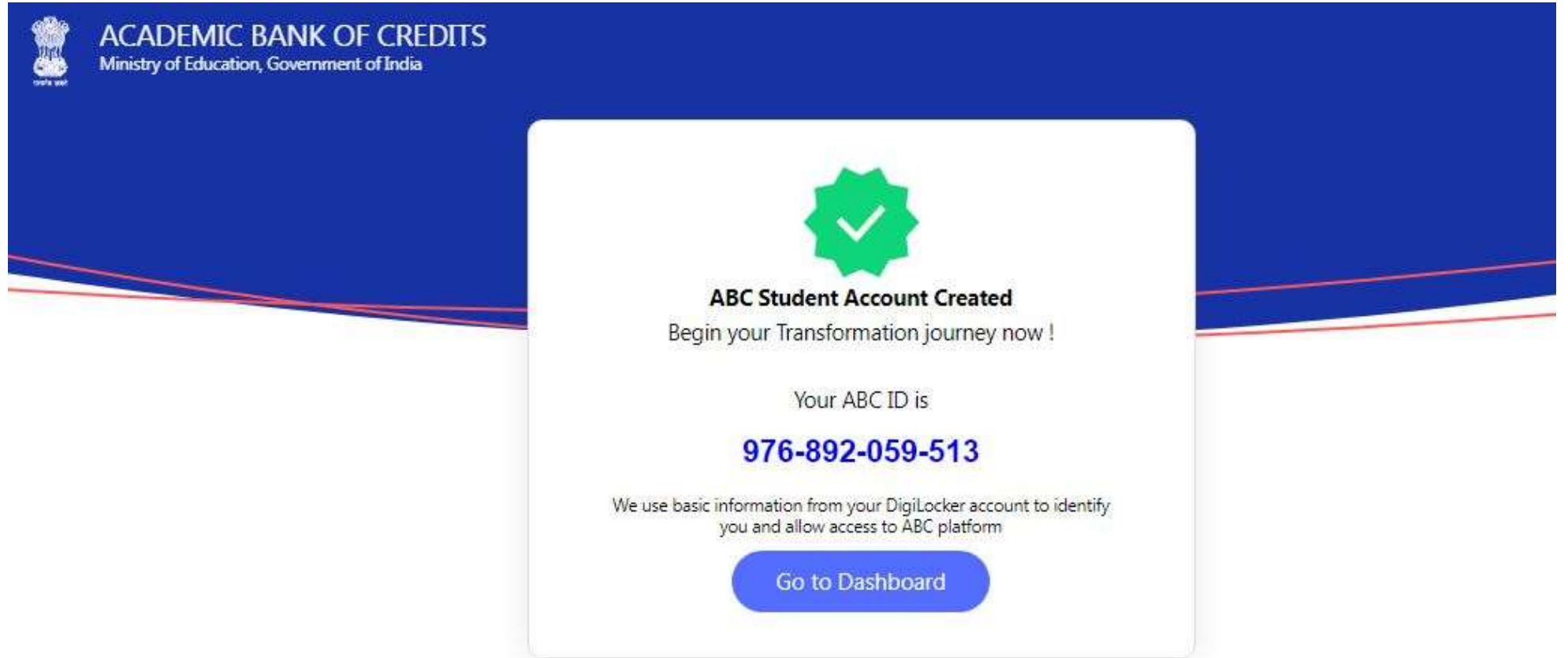
e-Pramaan जनARichay

- आपल्या Mobile No वर आलेला OTP यामध्ये टाकून Sign In करावे.



The screenshot shows the 'Verify OTP' screen of the Meri Pehchaan National Single Sign-On portal. At the top, the logo 'Meri Pehchaan NATIONAL SINGLE SIGN-ON' is displayed. Below the logo, the text 'Verify OTP' is shown. A green message box contains the text: 'DigiLocker has sent you an OTP to your registered mobile (xxxxxx8189). OTP will be valid for 10 Minutes.' Below this message is a text input field with six dots representing the OTP. To the right of the input field is a 'Resend OTP' link. At the bottom of the form is a large green 'Sign In' button.

- **Sign In** केल्यानंतर आपल्याला पुढीलप्रमाणे **ABC ID** प्राप्त होईल.  
**प्राप्त झालेला ID आपण अभ्यासकेंद्रास कळवावा.**



The screenshot shows the confirmation page for an ABC Student Account. At the top left, there is the logo of the Ministry of Education, Government of India, and the text "ACADEMIC BANK OF CREDITS" and "Ministry of Education, Government of India". The main content is centered in a white box with a blue border. It features a green checkmark icon, the text "ABC Student Account Created", and "Begin your Transformation journey now!". Below this, it says "Your ABC ID is" followed by the ID number "976-892-059-513" in bold blue text. A small disclaimer states: "We use basic information from your DigiLocker account to identify you and allow access to ABC platform". At the bottom, there is a blue button labeled "Go to Dashboard".

**ACADEMIC BANK OF CREDITS**  
Ministry of Education, Government of India

**ABC Student Account Created**  
Begin your Transformation journey now !

Your ABC ID is  
**976-892-059-513**

We use basic information from your DigiLocker account to identify you and allow access to ABC platform

[Go to Dashboard](#)

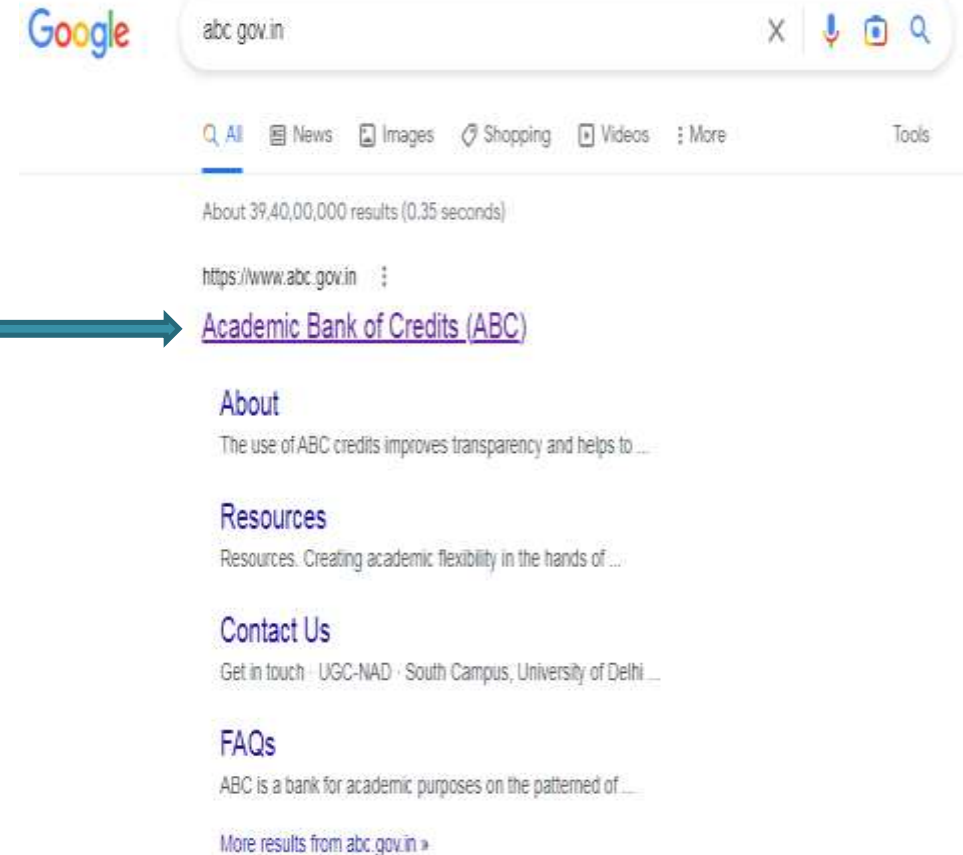
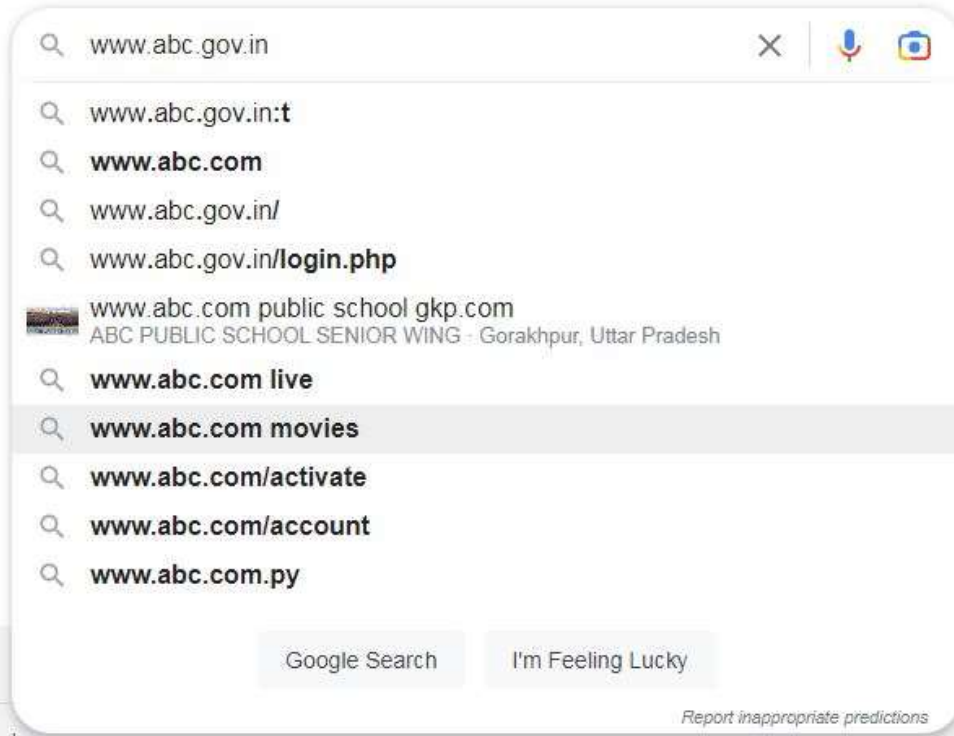
B.

ज्या विद्यार्थ्यांनी DigiLocker ला नोंदणी केलेली नसेल  
अशा विद्यार्थ्यांनी **New User ? Sign up for For**  
**Meri Pehchan** यावर **Sign Up** करावे.



➤ विद्यार्थ्याने Google वर जाऊन [www.abc.gov.in](http://www.abc.gov.in) हि वेबसाईट सर्च करावी.

Google




# ➤ वेबसाईटला गेल्यानंतर My Account वर Click करून Student या Tab वर Click करावे.



The screenshot shows the homepage of the Academic Bank of Credits (ABC) website. The browser address bar displays <https://www.abc.gov.in>. The page header includes the ABC logo, the Ministry of Education, Government of India, and the 75th Azadi Ka Amrit Mahotsav logo. The main banner features the text: "Academic Bank of Credits", "Enabling students mobility across Higher Education Institutions", and "Helps in seamless integration of skills and experiences into a Credit Based system". An illustration of a student interacting with a large smartphone displaying the ABC app is shown. A red box highlights the "My Account" dropdown menu, which is open, showing "Student" and "University" options. Below the banner, the "How it works?" section is partially visible, showing "Credits get deposited" and "Redeem Credits" steps.

➤ यानंतर New User ?  
Sign up for For Meri  
Pehchan यावर क्लिक  
करावे.



 Meri Pehchaan  
NATIONAL SINGLE SIGN-ON

Sign In to your account via **DigiLocker**

**Username**   Mobile   Others

Username\*

PIN\*

[Forgot security PIN?](#)



I consent to MeriPehchaan terms of use.

**Sign In**

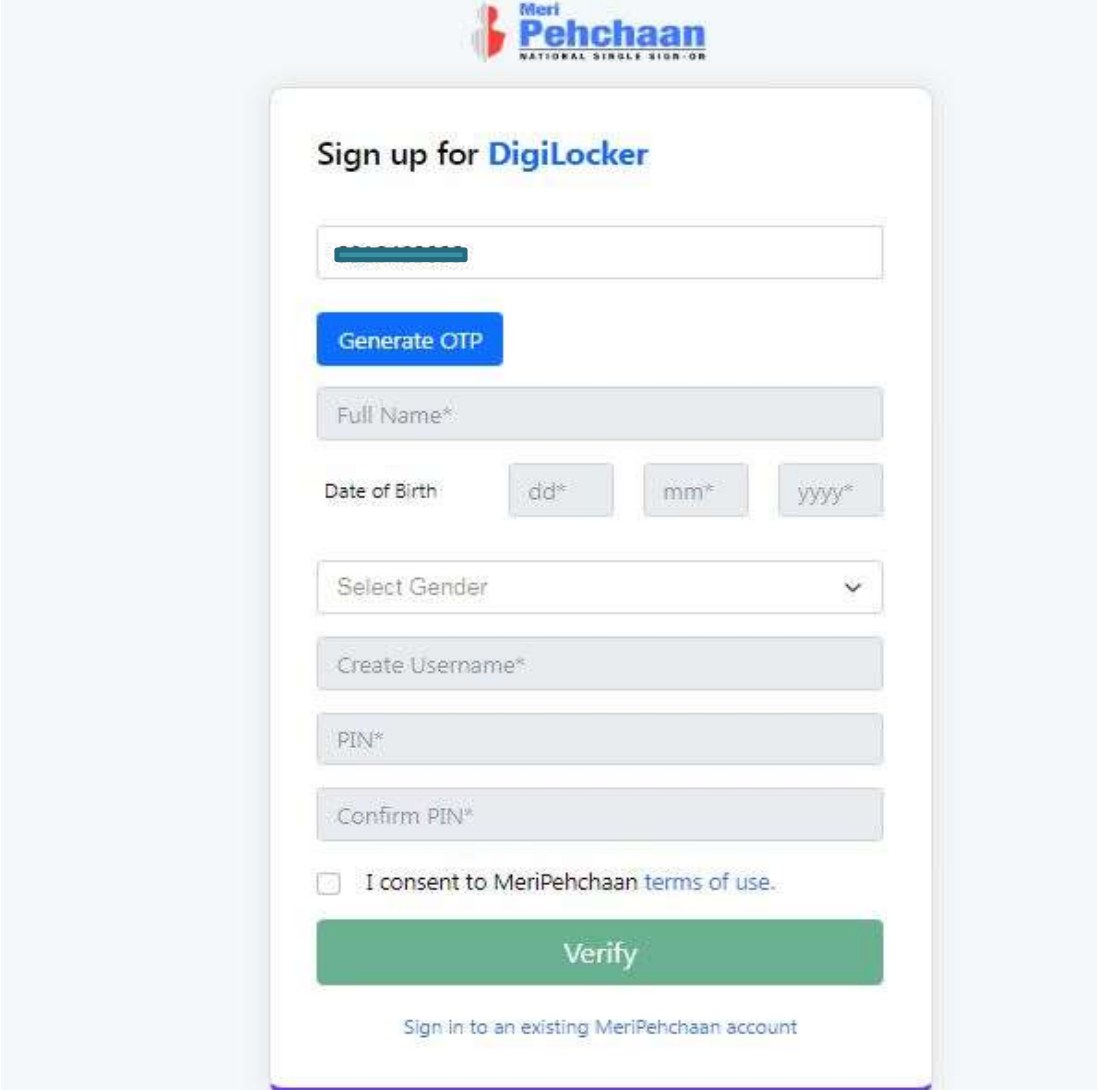
**New user? Sign up for Meri Pehchaan**

OR

Continue with

 ई-प्रमाण  
e-Pramaan    जन आरिचय

- पुढील Window Open झाल्यावर त्यामध्ये आपला आधारकार्ड नोंदणीकृत मोबाईल नंबर त्यामध्ये टाकावा. **Generate OTP** या या बटनावर क्लिक करावे.



The screenshot displays the 'Sign up for DigiLocker' form on the Meri Pehchaan National Single Sign-On portal. The form includes the following fields and buttons:

- A text input field for the mobile number.
- A blue button labeled 'Generate OTP'.
- A text input field for 'Full Name\*'. The asterisk indicates it is a required field.
- A 'Date of Birth' section with three separate input fields for 'dd\*', 'mm\*', and 'yyyy\*'.
- A dropdown menu for 'Select Gender'.
- A text input field for 'Create Username\*'. The asterisk indicates it is a required field.
- A text input field for 'PIN\*'. The asterisk indicates it is a required field.
- A text input field for 'Confirm PIN\*'. The asterisk indicates it is a required field.
- A checkbox labeled 'I consent to MeriPehchaan terms of use.'.
- A large green button labeled 'Verify'.
- A link at the bottom that says 'Sign in to an existing MeriPehchaan account'.

➤ त्यानंतर आलेला OTP  
यामध्ये टाकून Verify OTP  
बटनावर क्लिक करून  
OTP Verify करावा.



**Meri Pehchaan**  
NATIONAL DEMOCRATIC GUARD-INDIA

### Sign up for DigiLocker

[Redacted]

DigiLocker has sent you an OTP to your registered mobile (xxxxxx3099), OTP will be valid for 10 Minutes.

Wait for OTP 01:08

481987

**Verify OTP**

Full Name\*

Date of Birth: dd\* mm\* yyyy\*

Select Gender

Create Username\*

PIN\*

Confirm PIN\*

I consent to MeriPehchaan terms of use.

**Verify**

[Sign in to an existing MeriPehchaan account](#)

➤ दिलेली माहिती भरावी. Username व 6 अंकी PIN टाकून PIN Conform करून I Conccent to meri Pehchan term of use यावर ✓ करून Verify करावे.  
(आपण जो Username व 6 अंकी PIN सेट करणार आहात. त्याचा उपयोग आपणास Home Page वर Sign In करण्यासाठी होईल.)

Meri Pehchaan  
NATIONAL SINGLE SIGN-IN

Sign up for DigiLocker

DigiLocker has sent you an OTP to your registered mobile (xxxxxx3099). OTP will be valid for 10 Minutes.

Wait for OTP 01:08

481987

Verify OTP

Full Name\*

Date of Birth: dd\* mm\* yyyy\*

Select Gender

Create Username\*

PIN\*

Confirm PIN\*

I consent to MeriPehchaan terms of use.

Verify

Sign in to an existing MeriPehchaan account

Meri Pehchaan  
NATIONAL SINGLE SIGN-IN

Sign up for DigiLocker

Mobile Number

Username

PIN

Confirm PIN

Date of Birth: 14 12 2004

Male

I consent to MeriPehchaan terms of use.

Verify

Sign in to an existing MeriPehchaan account

Create Username →

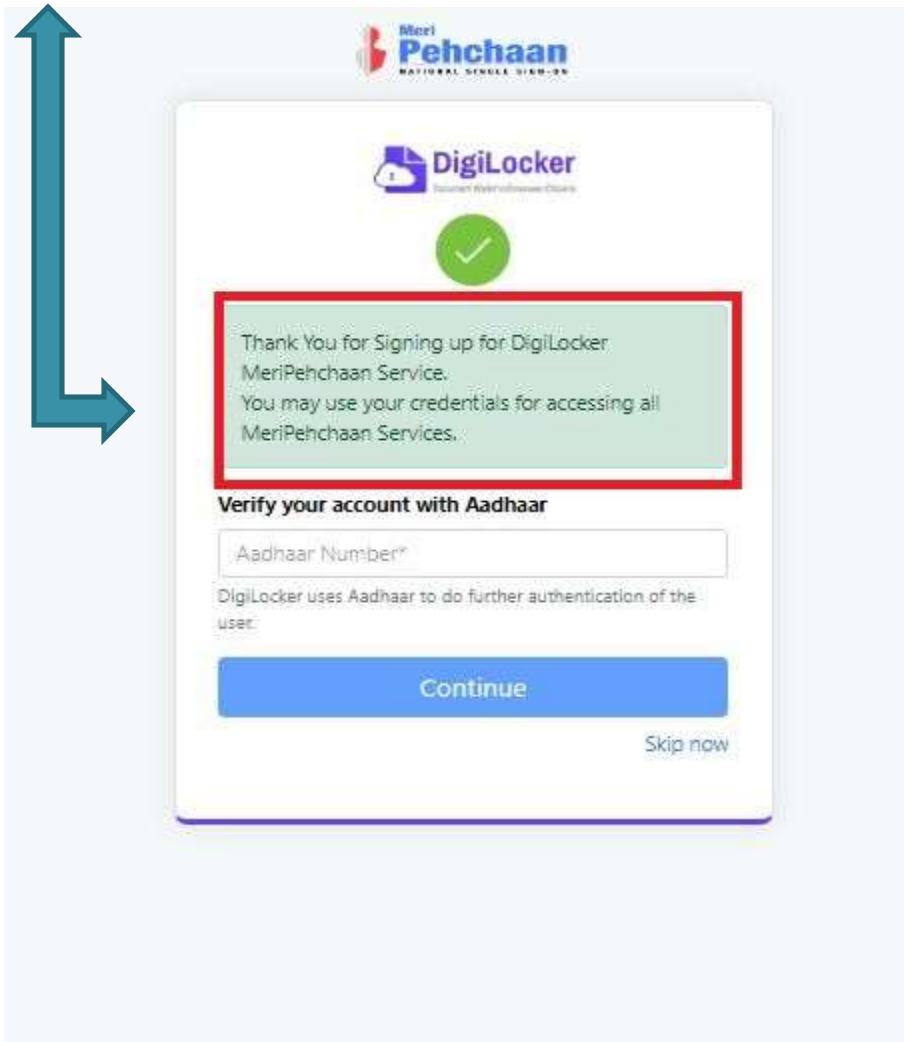
PIN →

Conform PIN →

Tick here →

Click Verify →

➤ याप्रमाणे यशस्वीरीत्या Signing Up होईल.  
Aadhaar number नमूद करून Continue बटनावर क्लिक  
केल्यानंतर Aadhar Verify होईल.



**Meri Pehchaan**  
NATIONAL SERVICE DAY-20

**DigiLocker**  
Document Wallet and e-Services

✓

Thank You for Signing up for DigiLocker MeriPehchaan Service.  
You may use your credentials for accessing all MeriPehchaan Services.

**Verify your account with Aadhaar**

Aadhaar Number\*

DigiLocker uses Aadhaar to do further authentication of the user.

**Continue**

[Skip now](#)

**आधार नंबर Verify केल्यानंतर आपण जो Username व 6 अंकी PIN सेट केला आहे. त्याचा उपयोग करून Home Page वर पुन्हा वरीलप्रमाणे Sign In करावे.**





**Thank You !**